

BUSINESS IMPROVEMENT GRANTS

25

Total number of matching grants distributed to businesses in 2024, leveraging a total combined investment of **\$67,255.73**.

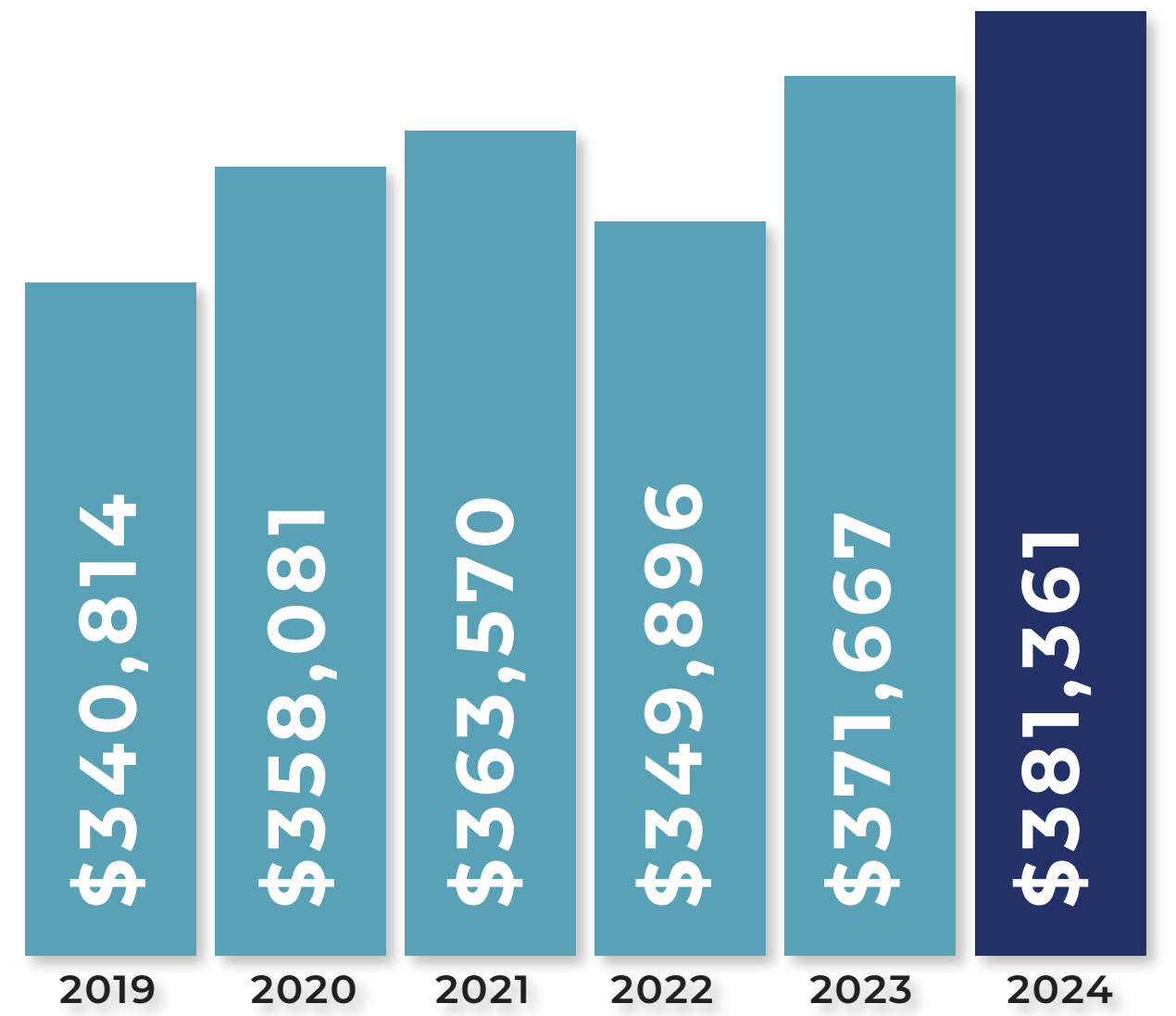
Marketing & Promotion **9**

Safety & Security **9**

Beautification **7**

Number of Grants Distributed by Type

ANNUAL BID ASSESSMENT TRENDS



DISTRICT MARKETING & PROMOTION

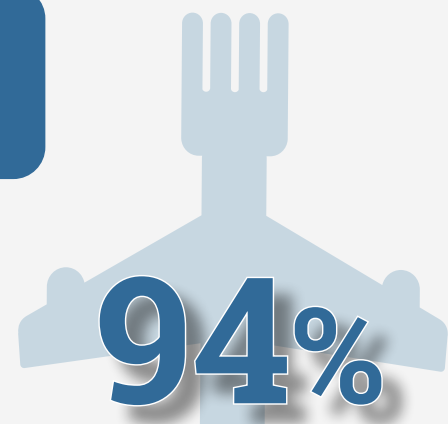
Taste of the Gateway

RESTAURANT EVENT - OCTOBER 23RD - 24TH

12 participating restaurants

2,045 discounts redeemed & reimbursed

↳ **24%** increase from last year's event



Average increase in restaurant sales during event

ranging from 25% - 400%

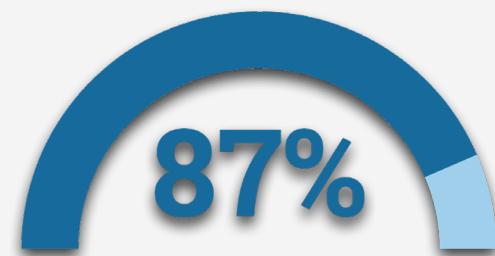
CUSTOMER SPENDING

gross sales from customers utilizing promotion

2024 \$67,173

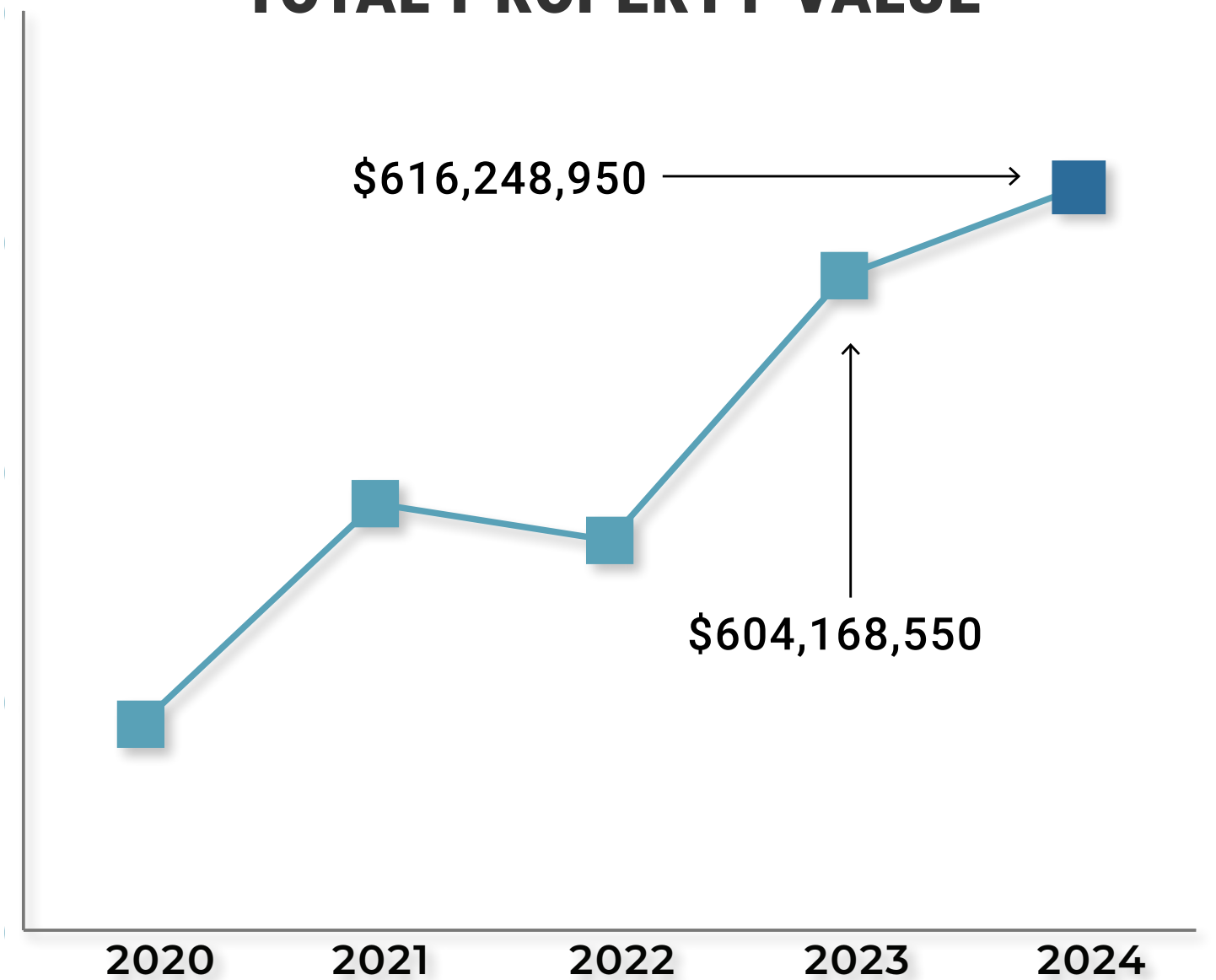
2023 \$61,356

2022 \$57,890



of AGBID funds went directly to participating businesses

TOTAL PROPERTY VALUE



BEAUTIFICATION INITIATIVES

key upgrades & enhancements for 2024

- Installation of nearly 100 large decorative boulders throughout the east & west terraced planter beds and medians along S Howell and W Layton Ave.

- Refurbishment & reinstallation of 15+ Gateway branded decorative trash receptacles districtwide.

- Redesign and reconstruction of signature stone flower beds at Layton & 10th St.

2024 FINANCIALS

Revenue & Reserves = **\$479,982**

- Airport Gateway BID #40 Assessment = \$381,361
- Interest = \$1,115
- Reserves = \$97,506

Expenses = **\$378,867**

- District Landscaping & Beautification = \$108,592
- District Marketing, Promotion & Economic Development = \$47,695
- District Safety & Security = \$5,804
- Administrative = \$159,870
- Office & Operations = \$56,906